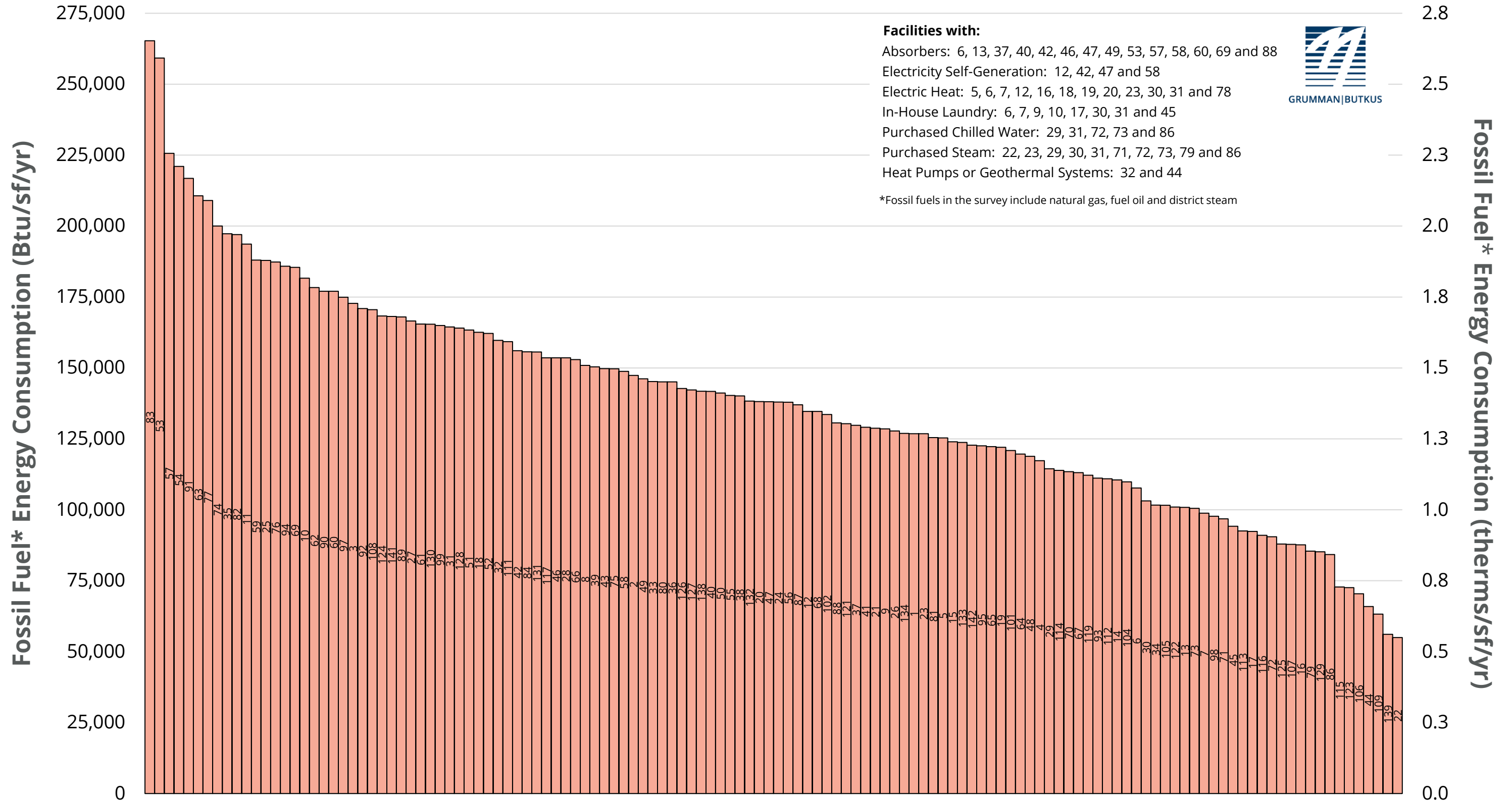


# 2021 GBA HOSPITAL ENERGY AND WATER BENCHMARKING SURVEY

## FOR 2020 FOSSIL FUEL\* ENERGY CONSUMPTION (BTU/SF/YR)



# 2021 GBA HOSPITAL ENERGY AND WATER BENCHMARKING SURVEY

## FOR 2020 FOSSIL FUEL\* ENERGY COST (\$/SF/YR)



**Facilities with:**

Absorbers: 6, 13, 37, 40, 42, 46, 47, 49, 53, 57, 58, 60, 69 and 88

Electricity Self-Generation: 12, 42, 47 and 58

Electric Heat: 5, 6, 7, 12, 16, 18, 19, 20, 23, 30, 31 and 78

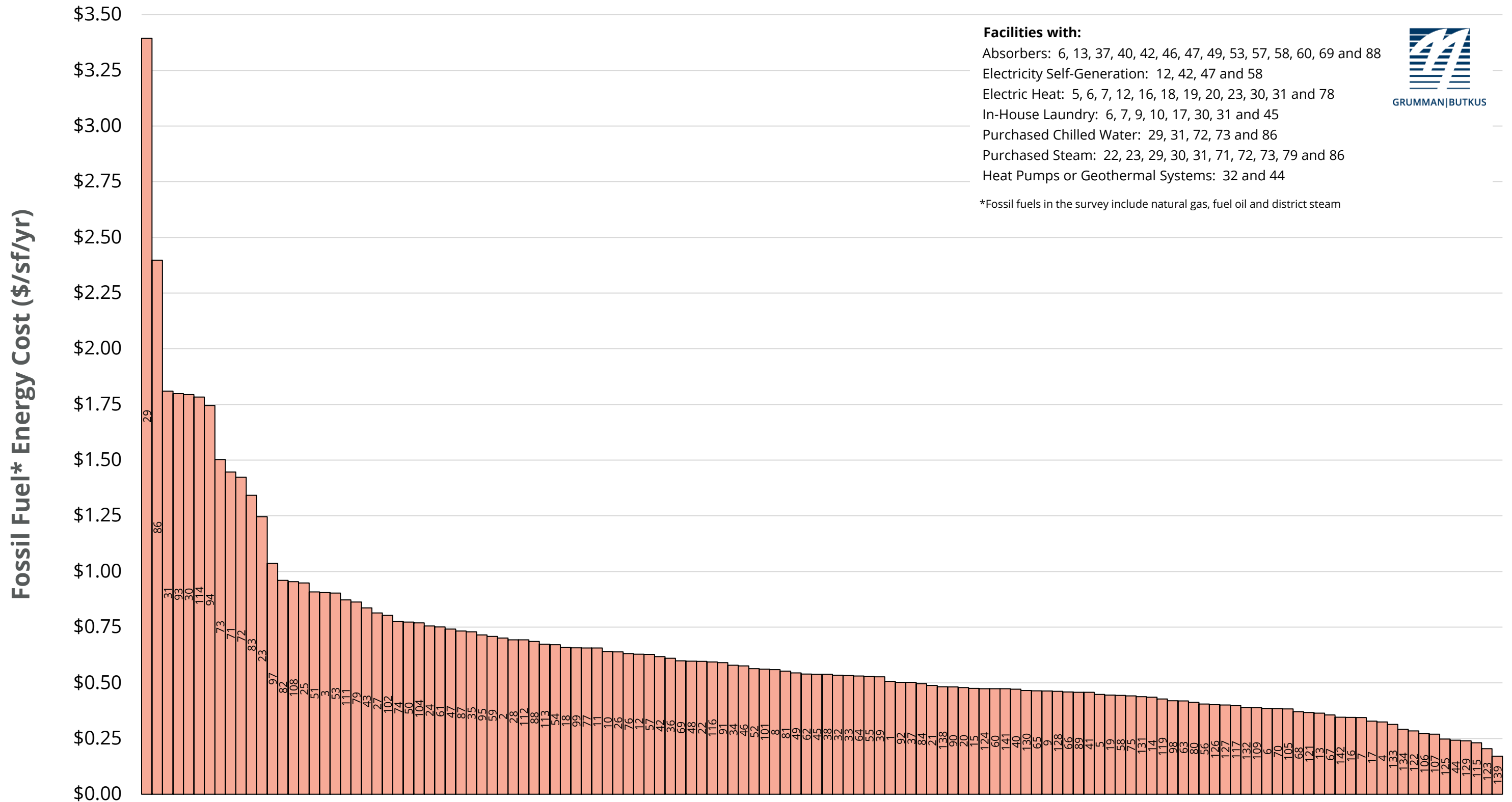
In-House Laundry: 6, 7, 9, 10, 17, 30, 31 and 45

Purchased Chilled Water: 29, 31, 72, 73 and 86

Purchased Steam: 22, 23, 29, 30, 31, 71, 72, 73, 79 and 86

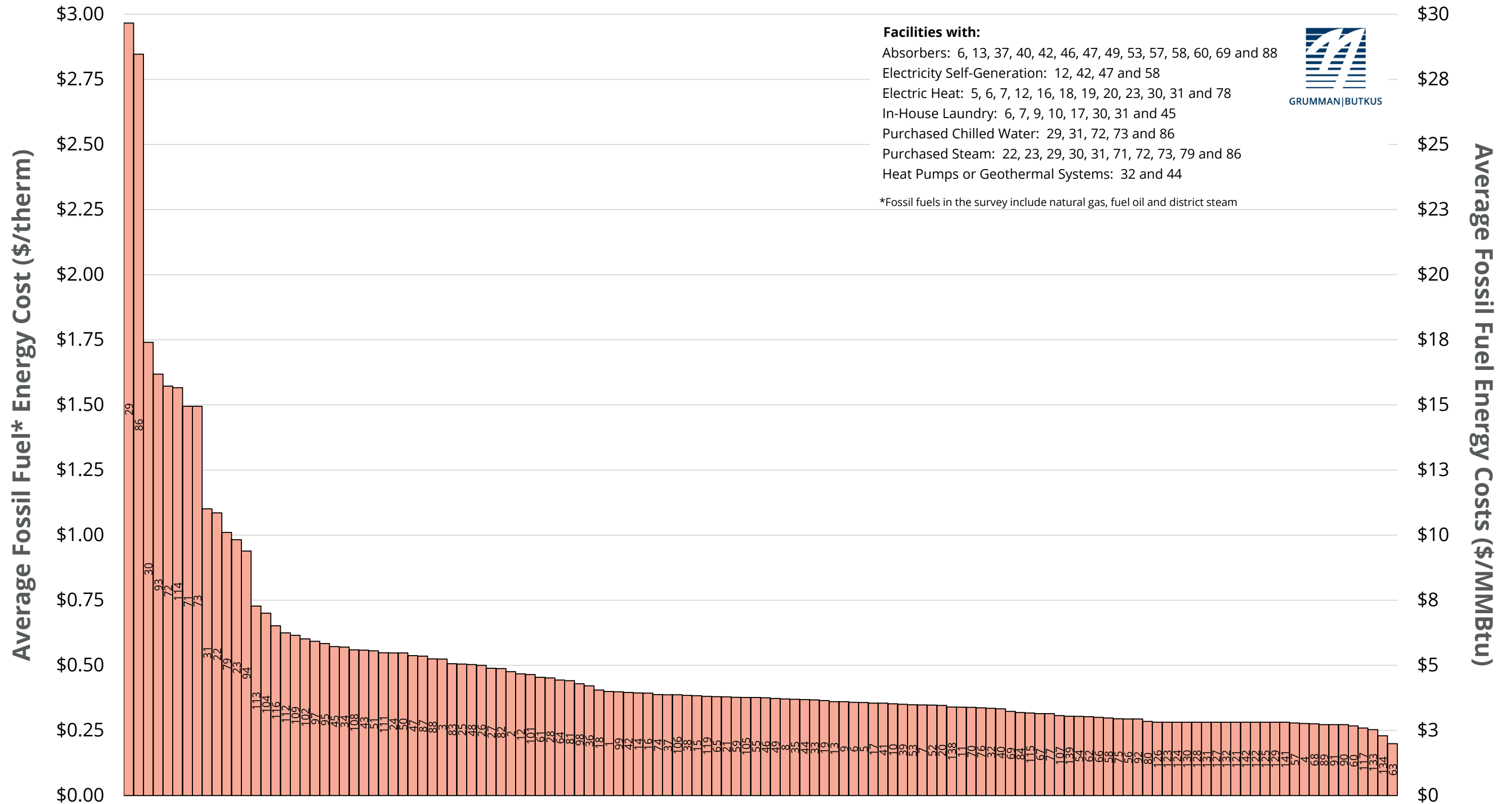
Heat Pumps or Geothermal Systems: 32 and 44

\*Fossil fuels in the survey include natural gas, fuel oil and district steam



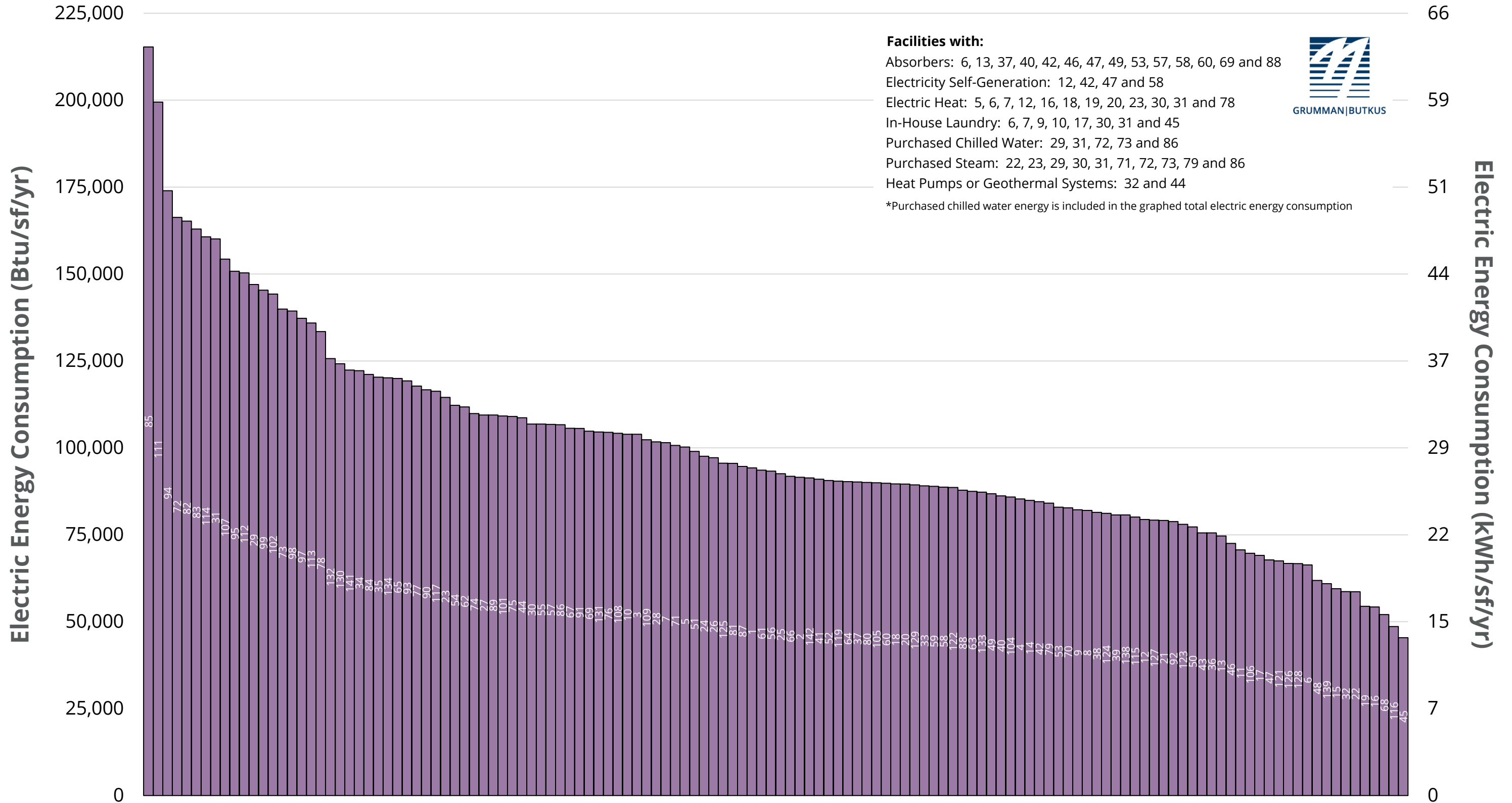
# 2021 GBA HOSPITAL ENERGY AND WATER BENCHMARKING SURVEY

## FOR AVERAGE 2020 FOSSIL FUEL\* ENERGY COST (\$/THERM)



# 2021 GBA HOSPITAL ENERGY AND WATER BENCHMARKING SURVEY

## FOR 2020 ELECTRIC\* ENERGY CONSUMPTION (BTU/SF/YR)



# 2021 GBA HOSPITAL ENERGY AND WATER BENCHMARKING SURVEY

## FOR 2020 ELECTRIC ENERGY COST (\$/SF/YR)



**Facilities with:**

Absorbers: 6, 13, 37, 40, 42, 46, 47, 49, 53, 57, 58, 60, 69 and 88

Electricity Self-Generation: 12, 42, 47 and 58

Electric Heat: 5, 6, 7, 12, 16, 18, 19, 20, 23, 30, 31 and 78

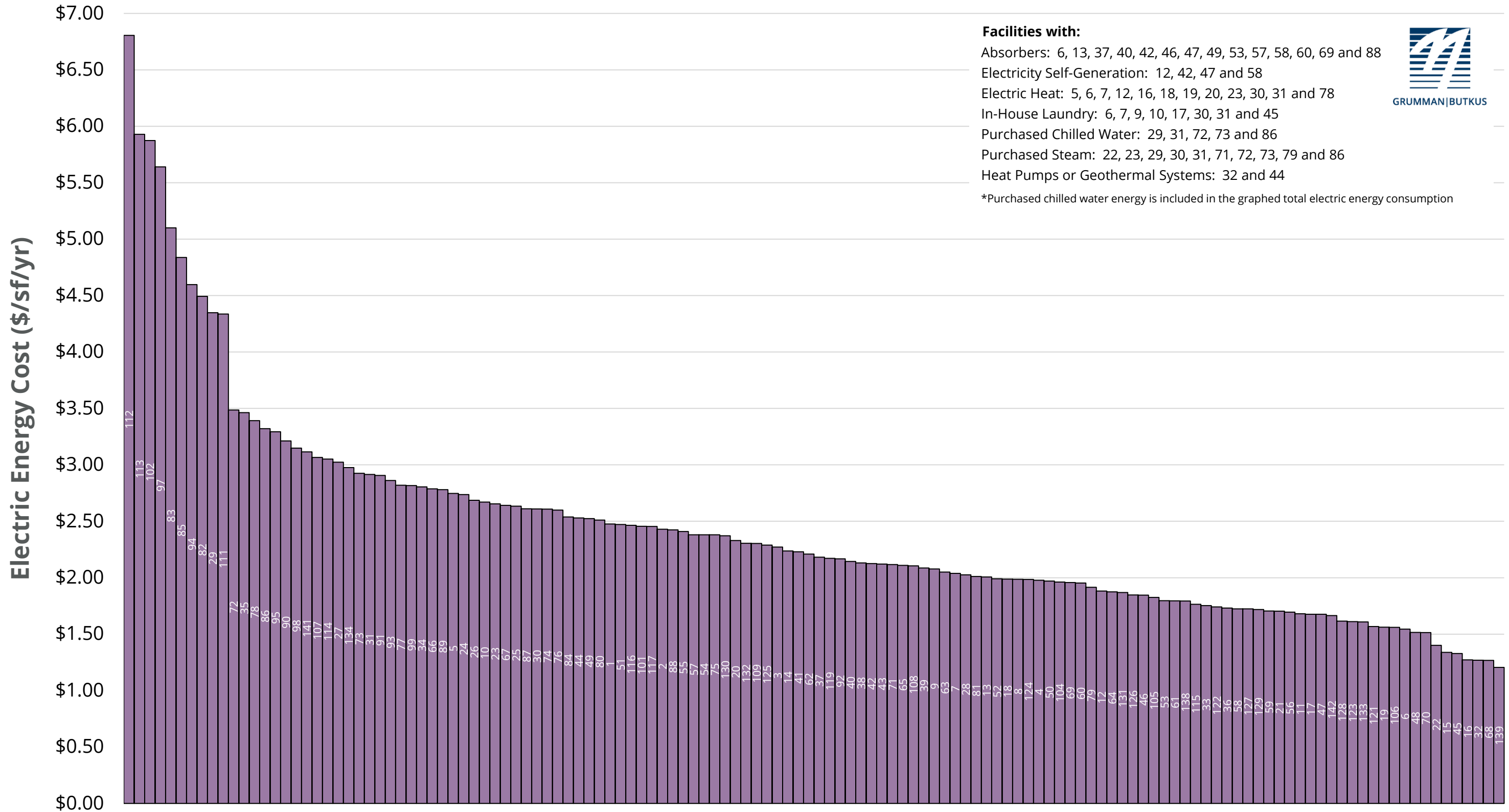
In-House Laundry: 6, 7, 9, 10, 17, 30, 31 and 45

Purchased Chilled Water: 29, 31, 72, 73 and 86

Purchased Steam: 22, 23, 29, 30, 31, 71, 72, 73, 79 and 86

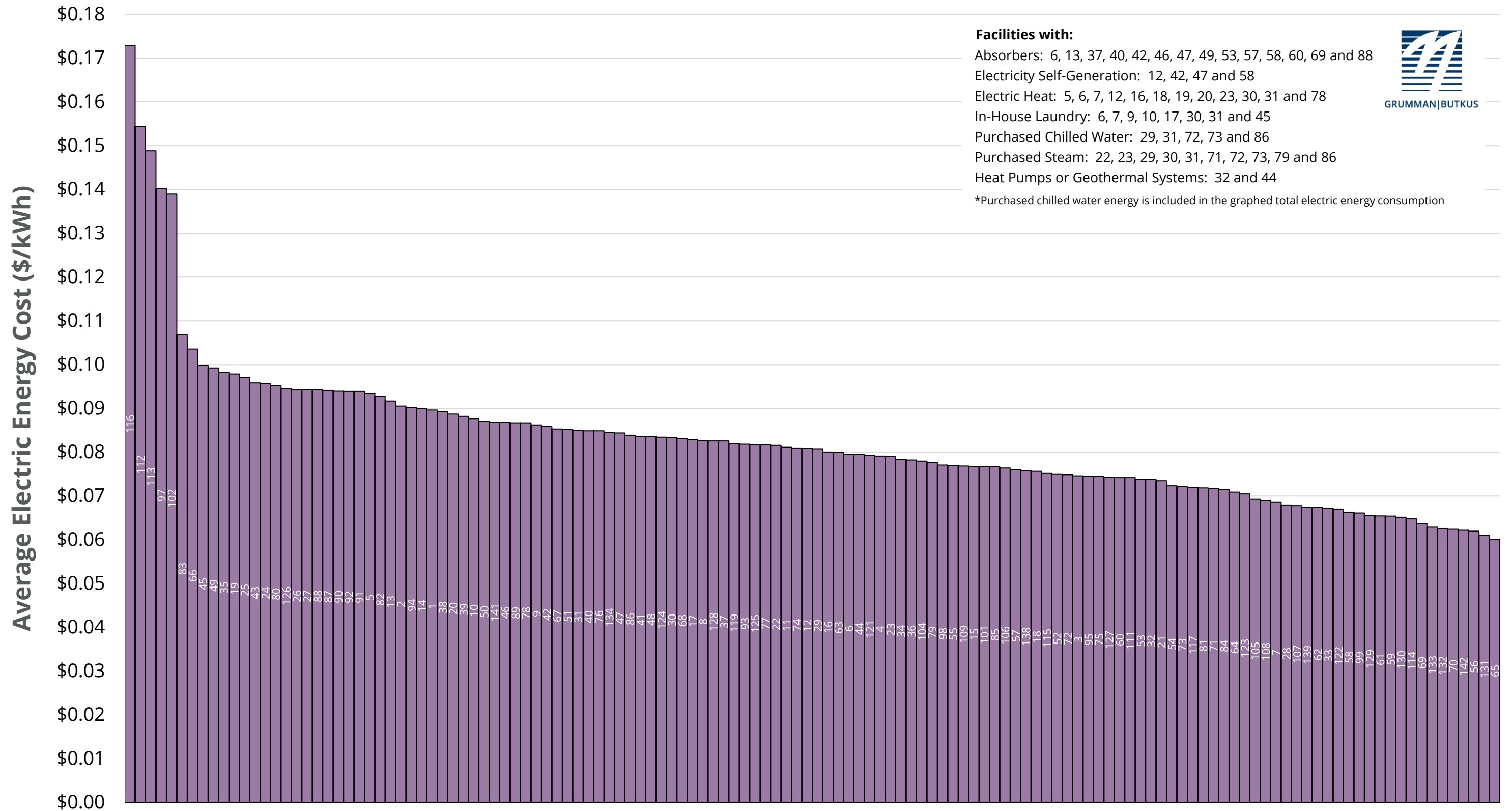
Heat Pumps or Geothermal Systems: 32 and 44

\*Purchased chilled water energy is included in the graphed total electric energy consumption



# 2021 GBA HOSPITAL ENERGY AND WATER BENCHMARKING SURVEY

## FOR AVERAGE 2020 ELECTRIC\* ENERGY COST (\$/KWH)



# 2021 GBA HOSPITAL ENERGY AND WATER BENCHMARKING SURVEY

## FOR 2020 TOTAL ENERGY CONSUMPTION (BTU/SF/YR)



**Facilities with:**

Absorbers: 6, 13, 37, 40, 42, 46, 47, 49, 53, 57, 58, 60, 69 and 88

Electricity Self-Generation: 12, 42, 47 and 58

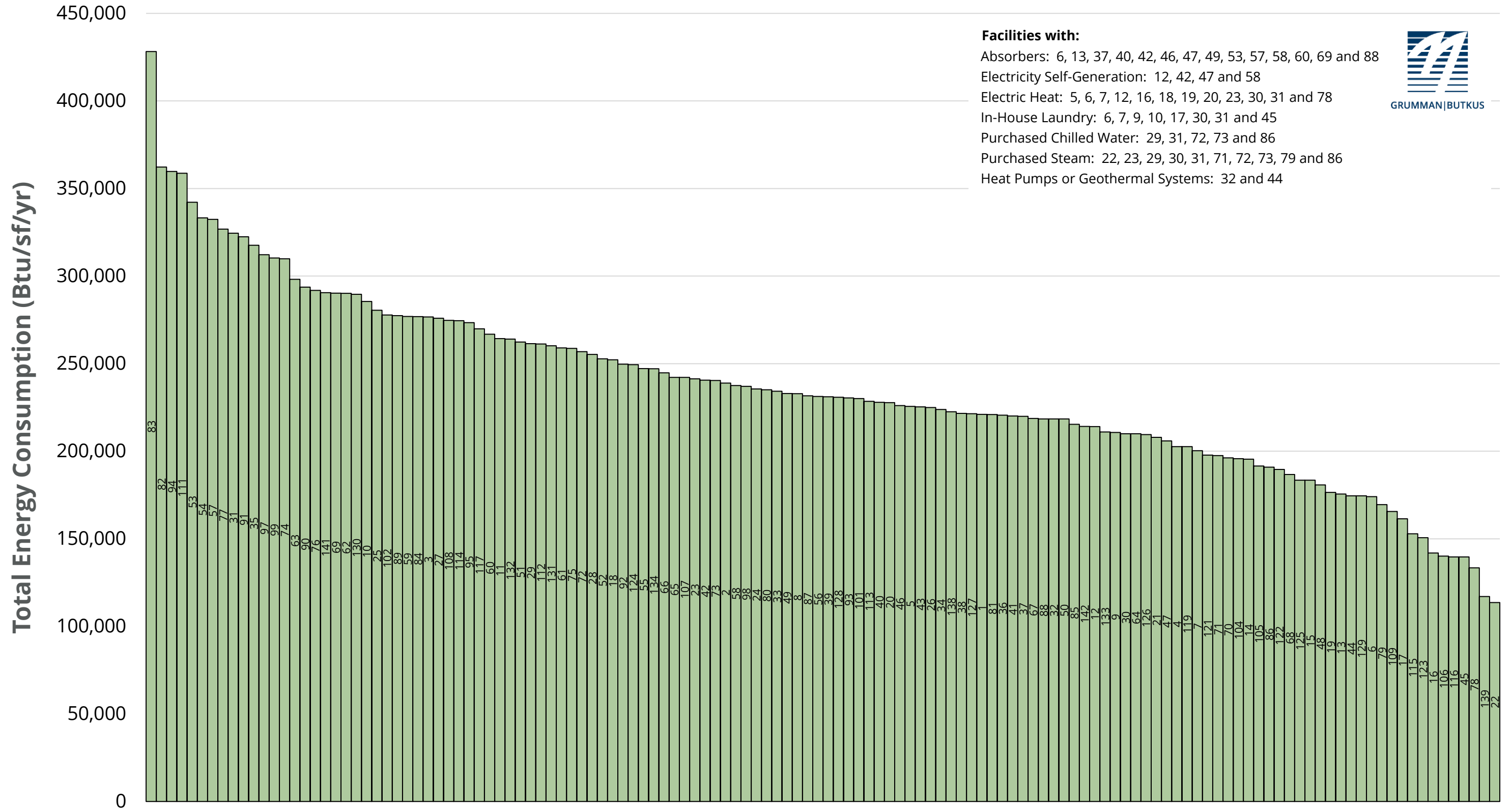
Electric Heat: 5, 6, 7, 12, 16, 18, 19, 20, 23, 30, 31 and 78

In-House Laundry: 6, 7, 9, 10, 17, 30, 31 and 45

Purchased Chilled Water: 29, 31, 72, 73 and 86

Purchased Steam: 22, 23, 29, 30, 31, 71, 72, 73, 79 and 86

Heat Pumps or Geothermal Systems: 32 and 44



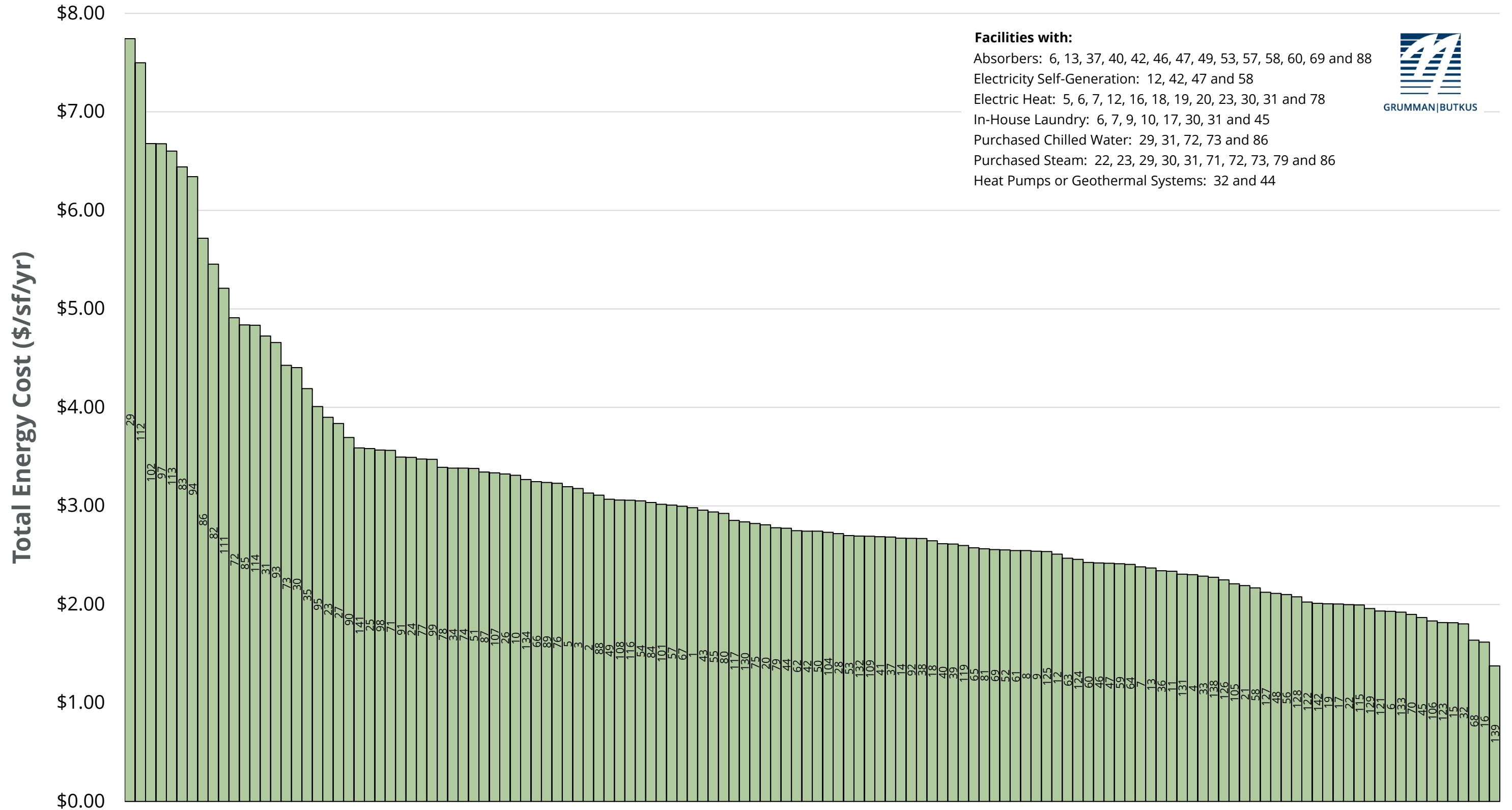
# 2021 GBA HOSPITAL ENERGY AND WATER BENCHMARKING SURVEY

## FOR 2020 TOTAL ENERGY COST (\$/SF/YR)



**Facilities with:**

- Absorbers: 6, 13, 37, 40, 42, 46, 47, 49, 53, 57, 58, 60, 69 and 88
- Electricity Self-Generation: 12, 42, 47 and 58
- Electric Heat: 5, 6, 7, 12, 16, 18, 19, 20, 23, 30, 31 and 78
- In-House Laundry: 6, 7, 9, 10, 17, 30, 31 and 45
- Purchased Chilled Water: 29, 31, 72, 73 and 86
- Purchased Steam: 22, 23, 29, 30, 31, 71, 72, 73, 79 and 86
- Heat Pumps or Geothermal Systems: 32 and 44





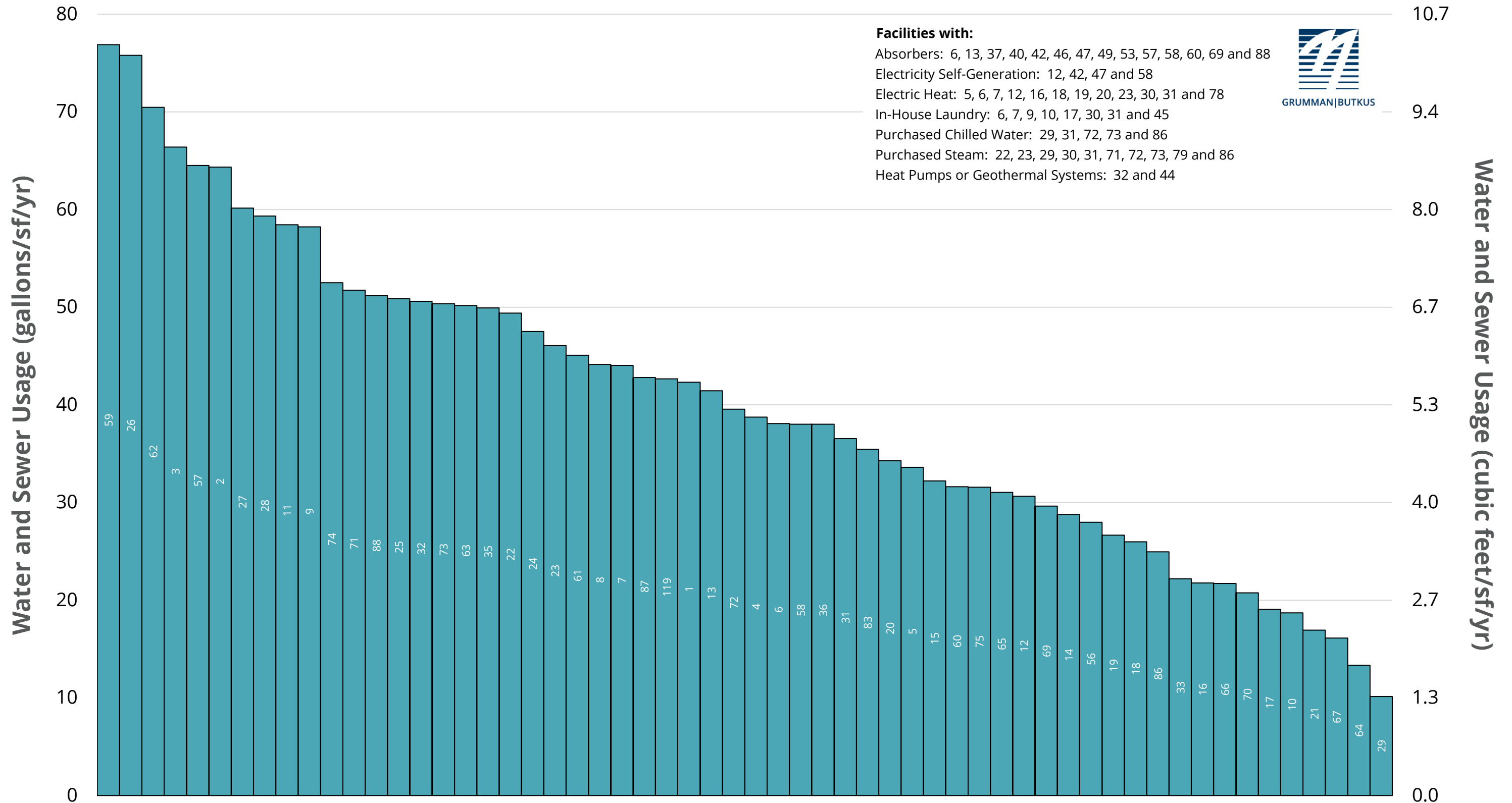
# 2021 GBA HOSPITAL ENERGY AND WATER BENCHMARKING SURVEY

## FOR 2020 WATER AND SEWER USAGE (GALLONS/SF/YR)



**Facilities with:**

- Absorbers: 6, 13, 37, 40, 42, 46, 47, 49, 53, 57, 58, 60, 69 and 88
- Electricity Self-Generation: 12, 42, 47 and 58
- Electric Heat: 5, 6, 7, 12, 16, 18, 19, 20, 23, 30, 31 and 78
- In-House Laundry: 6, 7, 9, 10, 17, 30, 31 and 45
- Purchased Chilled Water: 29, 31, 72, 73 and 86
- Purchased Steam: 22, 23, 29, 30, 31, 71, 72, 73, 79 and 86
- Heat Pumps or Geothermal Systems: 32 and 44



# 2021 GBA HOSPITAL ENERGY AND WATER BENCHMARKING SURVEY

## FOR 2020 WATER AND SEWER COST (\$/SF/YR)



**Facilities with:**

Absorbers: 6, 13, 37, 40, 42, 46, 47, 49, 53, 57, 58, 60, 69 and 88

Electricity Self-Generation: 12, 42, 47 and 58

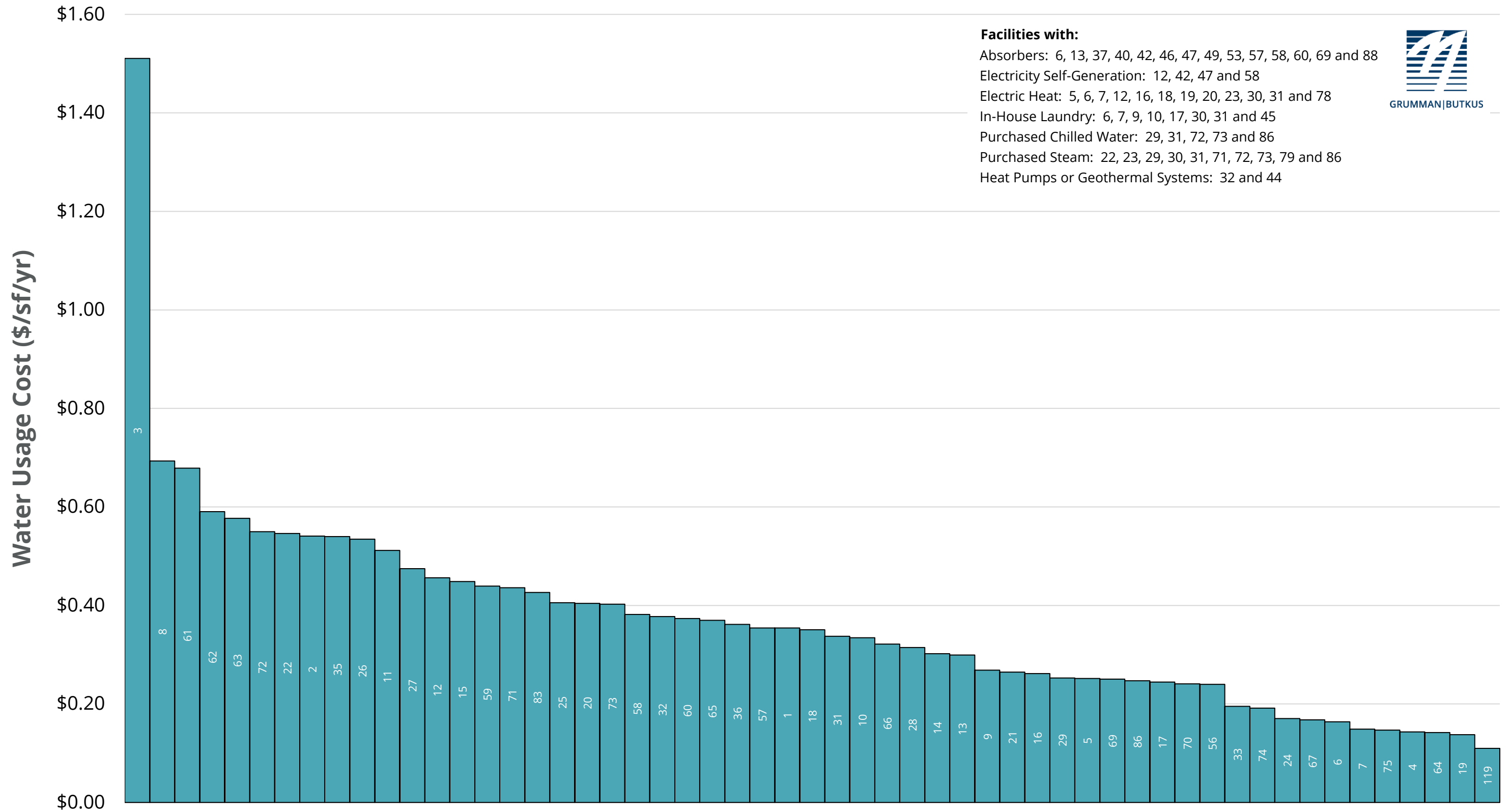
Electric Heat: 5, 6, 7, 12, 16, 18, 19, 20, 23, 30, 31 and 78

In-House Laundry: 6, 7, 9, 10, 17, 30, 31 and 45

Purchased Chilled Water: 29, 31, 72, 73 and 86

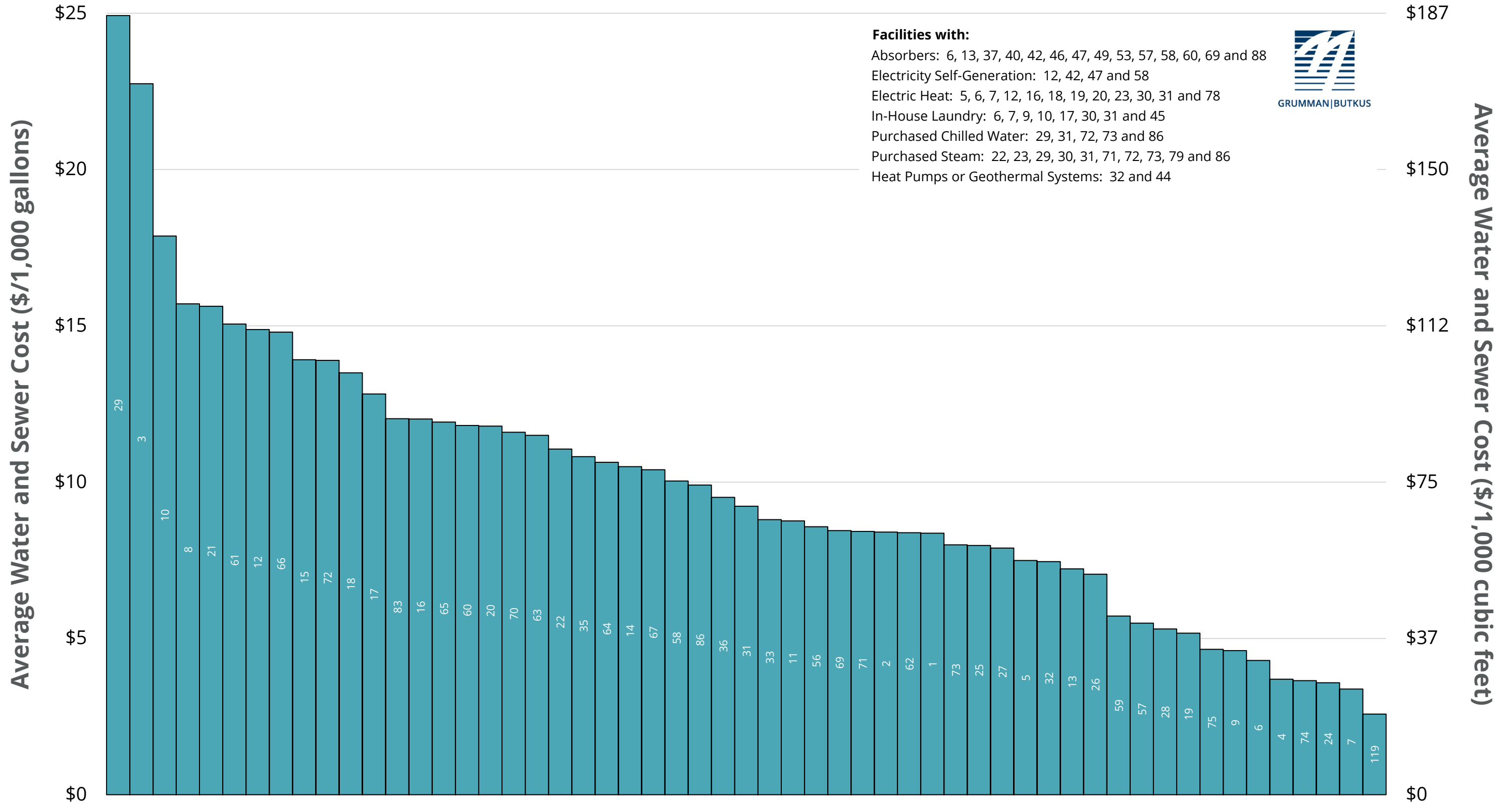
Purchased Steam: 22, 23, 29, 30, 31, 71, 72, 73, 79 and 86

Heat Pumps or Geothermal Systems: 32 and 44



# 2021 GBA HOSPITAL ENERGY AND WATER BENCHMARKING SURVEY

## FOR AVERAGE 2020 WATER AND SEWER COST (\$/1,000 GALLONS)



# 2021 GBA HOSPITAL ENERGY AND WATER BENCHMARKING SURVEY

## FOR 2020 CARBON FOOTPRINT\* (LB/SF/YR)

